

## ELECTRONIC PRESSURE AND TEMPERATURE SWITCHES

Temperature  
and 115 VAC  
models now  
available!

### PRODUCT FEATURES

- 2-Wire interface for Power and Switch
- Local indication and programming
- Patented Electronic IAW® self-diagnostics
- Plugged Port detection
- Datalogging of minimum and maximum process readings
- Accuracy: 0.5% of range, with 0.1% repeatability
- Enclosure Type 4X, Div. 1 IS, Div. 2 nC, ATEX
- Adjustable set point and deadband 0-100% of range
- Optional IS barrier is available





# One Series 2-Wire

One Series  
2-Wire

## OVERVIEW

The One Series 2-Wire electronic switch is both an evolutionary and a revolutionary solution to alarm and shutdown applications. It is based on the successful One Series family, with many of the same rugged design features. But it takes the next step as the only electronic switch to operate on a single pair of wires, similar to a traditional mechanical switch. It combines the simplicity and low cost features of a switch and the reliability features of a transmitter, at less than half the price of the transmitter. In addition, many features have been added that provide more control and information than any other switch!

### OPERATION

The One Series 2-Wire derives its operating power from the discrete input to which it is connected. Unlike a transmitter, it will do this on a digital channel, not a more expensive analog channel. In most applications this will be the input of a Programmable Logic Controller (PLC), a Distributed Control System (DCS) or an interposing relay. When operating in an "OPEN" condition, One Series 2-Wire draws less than 750 uA of current, which the host device interprets as an open condition. When operating in a "CLOSED" state the switch will pass enough current to be interpreted by the host as a closed condition.

Whether it's internal switch is open or closed, the One Series 2-Wire obtains a minute but sufficient amount of power to operate continuously - directly from the discrete input. No separate power wiring is required. The PLC/DCS input interprets the One Series 2-Wire connection as if it were mechanical contacts - JUST LIKE A SWITCH!



## FEATURES

The One Series 2-Wire has a large, easy-to-read display, showing the process condition and the status of the switch. Set point, deadband and minimum/maximum process values can be easily accessed from the keypad while in operation. One Series 2-Wire also contains UE's patented IAW® self-diagnostic software for assurance that it will switch when needed.

With PLUGGED PORT detection enabled, it will watch for process conditions which are evidence of a plugged sensing port, and alert the user to potential problems, locally and remotely. Also, the switch output can be configured for either automatic or manual reset, requiring the user to manually acknowledge the alarm. Field adjustments can be made to OFFSET and SPAN for calibrating to user instrument and system requirements. Transients and spurious impulses can be filtered using the One Series 2-Wire DELAY feature.

One Series 2-Wire is designed for intrinsic safety, and meets cULus, CENELEC and CE requirements. The Type 4X die-cast enclosure is rugged, gasketed and epoxy-coated with an all-stainless steel welded sensor.

- Powered from PLC/DCS discrete input
- Local LCD display of process and programming values
- All solid state; no moving parts
- No regular calibration required; extended service life
- Field adjustments for offset and span
- Set point and deadband adjustable up to 100 % of range
- Digital accuracy and 0.1% repeatability over wide temperature range
- 3-year warranty

### ADVANCED FEATURES:

- **2-Wire design** (Patented) The One Series 2-Wire innovative design allows the unit to power itself, and switch, using the same two wires. The electronic switch's low power requirements allow the One Series 2-Wire to operate using residual current from the PLC discrete input, totally undetected during an open switch condition.
- **Easy wiring** The One Series 2-Wire is a direct drop-in replacement for a switch that is attached to a PLC, using the same two wires. No other wiring is necessary. Power and switching signals are accommodated over the same (existing) wire pair. The terminal block wiring is effective for either new construction or field replacement.
- **Intrinsically safe** (with IS barrier, 24 VDC model only) The One Series 2-Wire is approved for use in intrinsically-safe applications. United Electric's galvanically-isolated barrier, part no. 62169-29 is custom-designed for use with the One Series. The One Series is also compatible with standard 28 volt diode barriers supplied from most major manufacturers including MTL 7087+ and Pepperl+Fuchs Z787.
- **IAW® diagnostics** One Series 2-Wire contains the patented IAW® self-diagnostics feature, giving the user peace-of-mind that the instrument is operating properly and will switch when required. Locally, a series of rotating arrows and display messages inform the operator of reliable operation. Remotely, the switch output can be configured to alert the operator to the IAW® status.

- **Plugged Port detection** (Patent pending Pressure Models only) One Series 2-Wire IAW® includes an algorithm for detecting a plugged or isolated pressure sensor port, where the medium is viscous or contains particulate matter. When Plugged Port detection is enabled, the One Series 2-Wire display will alert the user locally and remotely, using its IAW® indications.

- **Datalogging of minimum and maximum process readings** A very useful feature of the One Series 2-Wire is its ability to record and store the minimum and maximum process "extremes" in non-volatile memory. The values remain in memory until they are manually reset, using a key sequence on the keypad.

- **Latching or automatic reset** The switch output can be field-configured for either automatic reset or latching. The latching feature provides a "manual reset" requirement, making it necessary for the operator to intervene and determine why the alarm occurred.

- **Delay (nuisance trip) filtering** The One Series 2-Wire is designed to react quickly to very small process variations. Certain short-duration events (pressure spikes) can cause nuisance trips and shut down a process unnecessarily. Delay (event) filtering can be enabled by choosing the maximum time duration (1/4, 1/2, 1 or 2 seconds) within which the One Series 2-Wire will ignore (filter out) the process variation. With this feature disabled, the One Series 2-Wire reacts within 50 mS to all process variations.

- **Certified to Enclosure Type 4X/IP66** Corrosion resistant enclosure is epoxy-coated aluminum with a gasketed, Lexan® faceplate to withstand harsh and dirty environments, and plant wash-downs.

- **Agency Certifications: cULus, CENELEC, and CE approvals** The One Series 2-Wire has been rigorously tested by independent agencies to ensure adherence to required industrial specifications, manufacturing practices and quality. Each One Series 2-Wire is backed by a limited 3-year warranty. United Electric Controls is an ISO 9001 certified manufacturing company.





# One Series 2-Wire

One Series  
2-Wire

## APPLICATIONS

In the past, there were two choices for alarm and/or shutdown applications: an electro-mechanical switch, or a transmitter. The switch had the advantages of low cost and simple operation. The transmitter was higher cost, but offered diagnostic information through its "live zero" and perceived higher reliability. The customer had to choose.

Then came the One Series, a family of rugged electronic switches with the combination of low cost, reliability and diagnostics. It was the cost-effective answer for many applications which required the combination of "switch" function and "health" information. It has achieved widespread usage in the process and energy industries. However, for some applications, with mechanical switch wiring already in place, it was challenging to accommodate the additional third wire required to power the One Series.

The One Series 2-Wire is the next evolutionary stage in the One Series revolution.

### REPLACING MECHANICAL SWITCHES

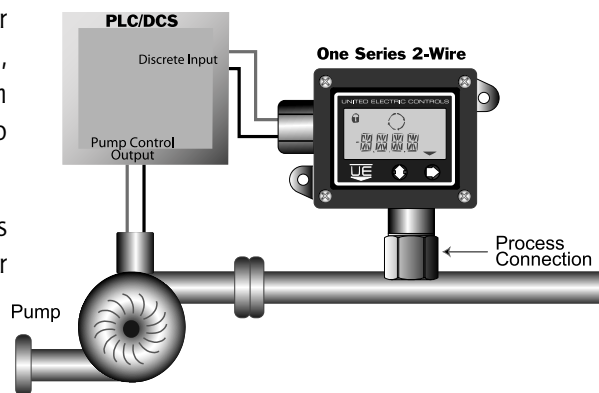
By utilizing residual current from the host, the One Series 2-Wire can provide digital switching on a single pair of wires. This allows the user to retrofit existing mechanical switches with no wiring changes, as long as the circuit is low power discrete input (such as a PLC or DCS input).

### REPLACING TRANSMITTERS

The One Series 2-Wire versatility also makes it the ideal solution for alarm and shutdown applications previously accomplished by transmitters. Typically, transmitters are used in switching applications when a "live-zero" is desired - to confirm that the device is working. However, transmitters have two weaknesses - they are typically slow-reacting to process changes, and they are expensive. The One Series 2-Wire provides the IAW® diagnostics for similar peace-of-mind to the transmitter's 4-20 signal, but is typically much faster-responding to process upsets, and can use less-expensive digital channels, reducing cost. The \$1200 installed cost of a transmitter can be reduced by \$600 to \$800 per unit!

Applications include pressure and temperature measurements for rotating equipment protection, process line and tank monitoring, and boiler/burner alarms. With adjustable deadband from 0-100% of range, the One Series 2-Wire is the perfect solution to operate and protect pumps!

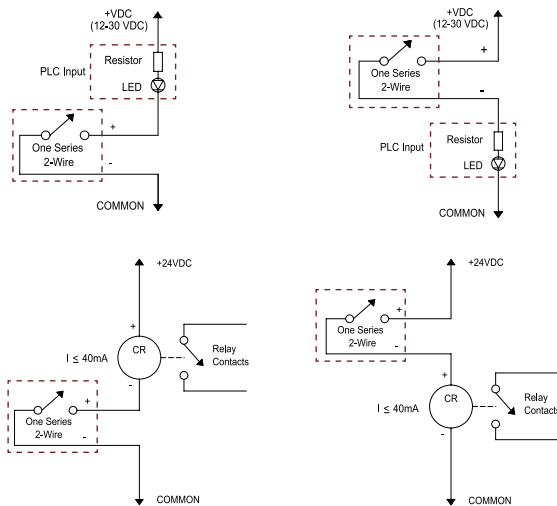
The One Series is field-proven in many process industries including chemical, food, pharmaceutical, energy, wastewater and refinery applications.



## TECHNOLOGY

### SWITCH DESIGN

The One Series 2-Wire is a microprocessor-based pressure instrument with an extremely low power (patented) design. A digital display gives real-time information and simplifies programming. Because of its unique 2-wire interface and low power design, the One Series 2-Wire can be attached to a PLC, DCS, or many common relays, using only 2 wires.



### OPERATION

The One Series 2-Wire uses a stainless steel pressure transducer or temperature sensor to provide input to a micro-controller for making switch decisions. Programming and interrogating the One Series 2-Wire is done through two buttons on the faceplate. A sequence of key strokes for programming provides tamper resistance.

- The input is filtered, as programmed by the user.
- The value is compared to the programmed set point and deadband information.
- The output state is changed if required.
- The digital display is updated.
- The value is recorded, with a new maximum or minimum reading, for later interrogation by the user.
- The Plugged Port feature may be activated.

### I AM WORKING (IAW® DIAGNOSTICS)

One Series 2-Wire contains UE's patented IAW® algorithm, providing both local and remote assurance of switch health, switch status, and fault conditions. Remotely, the switch output can be configured to

operate in either the IAW® (diagnostic) or simple on-off manner. When programmed for IAW® operation, the contacts have three possible states:

1. remain closed when the switch is functioning properly, and no alarm exists;
2. open for diagnostic fault or power loss; and
3. 25 mS or 100 mS on-off cycling (pulsing) for proper functioning during an alarm condition.

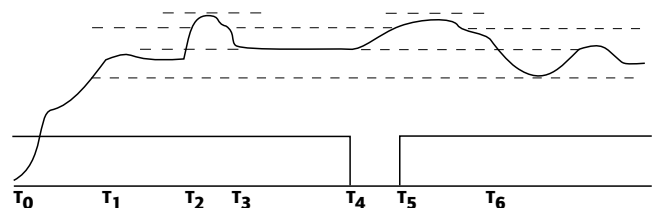
### PLUGGED PORT DETECTION (Pressure Models only)

The Plugged Port Detection feature, if enabled by the user, monitors the changes in the process variable over time. As long as there is sufficient fluctuation in the process variable the unit will operate normally. If the process variable does not change over the specified time period a Plugged Port condition will be displayed. The user can program the amount of variation and the window of time to be monitored.

The Plugged Port feature records the present value of the process variable. Two thresholds will be calculated (+/- n) as specified by the user and the timer will be enabled. If the process variable stays within the calculated thresholds and the timer expires, a Plugged Port condition is reported. If either of the thresholds are crossed, the timer will be reset and new thresholds will be calculated.

The graph below depicts a typical sequence of events.

- T<sub>0</sub> Process variable ramp up
- T<sub>1</sub> Process variable stabilizes, new thresholds calculated
- T<sub>2</sub> Threshold exceeded, new thresholds calculated, timer reset
- T<sub>3</sub> Low threshold exceeded, new thresholds calculated, timer reset
- T<sub>4</sub> Plugged Port timer expires, Plugged port condition reported
- T<sub>5</sub> Plugged Port condition cleared, new thresholds calculated, timer reset
- T<sub>6</sub> Low threshold exceeded, new thresholds calculated, timer reset



During a plugged port condition the display will read "PLUG" and the switch will be set in the "OPEN" state.



# One Series 2-Wire

One Series  
2-Wire

## SPECIFICATIONS

<b>Power input:</b>	12-30 VDC or 90-130 VAC or VDC (derived from PLC/DCS discrete input or through a suitable series load). Refer to Installation and Maintenance Sheet IM2W for additional information
<b>Accuracy:</b>	0.5% of full range span, under nominal conditions
<b>Repeatability:</b>	0.1% of full range span
<b>Ambient operating temperature range:</b>	-40 to 85°C -20 to 70°C (Full display visibility)
<b>Temperature drift:</b>	300 ppm/°C
<b>Switch response time:</b>	"Change-of-output" response within 50 mS (for detection of full step change and change of output state, delay feature off)
<b>Display response time:</b>	400 mS
<b>Response time filtering:</b> (Delay)	Software-configurable between 250 mS and 2 seconds in 2X increments
<b>Diagnostics (IAW®):</b>	Open or shorted sensor; plugged port; power supply out of range; over and under-range conditions; microprocessor faults/failure; keypad short; switch fault
<b>Output states:</b>	Field selectable for 2-state or 3-state operation. <u>For 3-state operation:</u> Output will remain in closed state during normal ("inside threshold") operation; change to open state to indicate a fault/failure; and change between closed and open (pulse) state on a 25 mS or 100 mS cycle (user defined) during "at and outside threshold" conditions <u>For 2-state operation:</u> Output will remain in one state (open or close) during normal ("inside threshold") operation; change to the opposite state for "at and outside threshold" conditions. Unit must be configured as normally closed (Open rise, Open fall) in order to achieve "fail-safe" condition so that a diagnostic or other failure will produce an open output state
<b>Control modes:</b>	Field configurable for change of state above or below set point value. Software configurable for automatic or manual reset
<b>Switch output:</b>	SPST solid state device, to interface with 12-30 VDC or 90-130 VAC input from PLC, DCS or relay. May be wired for either sourcing or sinking operation
<b>Electrical characteristics:</b>	Model 2W2D- Switch open:12-30 VDC @750 µA maximum; Switch closed: 4.7VDC @40mA, maximum. Model 2W3A- Switch open: 90-130 VAC or VDC @ 1mA maximum, switch closed: 13 VAC or VDC @ 100 mA, maximum

<b>Enclosure:</b>	Designed to meet NEMA 4X/IP66, epoxy-coated aluminum
<b>Faceplate:</b>	UV-resistant Lexan® (polycarbonate) with 2-button membrane switch and overlay
<b>Wiring terminations:</b>	Terminal block with 3 screw connections (2 for switch output and one to ground chassis). Accepts 14-22 AWG wire.
<b>Conduit:</b>	1/2" NPT (female)
<b>Display:</b>	Local 4 digit x 0.5" LCD I Am Working (IAW®) status arrows Process Variable Units of measure Switch status Latch status Set point value Deadband value Min/Max values Fault codes
<b>Set point &amp; deadband:</b>	User-configured, 100 % adjustable over entire sensor range
<b>Pressure sensor:</b>	316 stainless steel, welded diaphragm, 1/2" NPT (female) connection, micromachined piezoresistive silicon element
Media temperature:	-40 to 257°F (-40 to 125°C) Pressure Sensors
<b>Temperature sensors:</b>	304 stainless steel, 100 ohm 4-wire RTD, 0.25" OD epoxy filled sheath (Local and Remote models), powder packed sheath (High-temperature models)
Media range:	-50 to 1000°F (-45 to 538°C) Temperature Sensors
<b>EMI/RFI:</b>	Compliance to CE EMC requirements EN5011:1998:A1, EN61000-6-2:1999
<b>Emission:</b>	EN55011 class A; Radiated emissions
<b>Immunity:</b>	EN61000-4-2 Immunity to Electrostatic Discharge EN61000-4-3 Immunity to Continuous Radiated Disturbances EN61000-4-4 Immunity to Electrical Fast Transients EN61000-4-5 Immunity to Surges EN61000-4-6 Immunity to Continuous Conducted Disturbances EN61000-4-8 Immunity to Power Frequency Magnetic Field
<b>Memory:</b>	Programming and data protected by Non-Volatile EEPROM
<b>Effective transmission distance:</b>	2,000 feet at rated voltage

Lexan® is a registered trademark of General Electric Co.  
IAW® is a registered trademark of United Electric Controls Co.



# One Series 2-Wire

One Series  
2-Wire

## APPROVALS & RATINGS

### Intrinsically Safe Applications: (2W2D, 24 VDC models only)



UL Listed, cUL Certified, File # E226592  
 Class I, Division 1 & 2, Groups A, B, C & D  
 Class II, Division 1 & 2, Groups E, F & G  
 Class III  
 Class I, Zone 0, Groups IIC  
 Enclosure Type 4X  
 INTRINSICALLY SAFE Ex ia; when installed per Dwg. # A-62174-19  
 Class I, Zone 0 AEx ia IIC T5; Class I, Zone 0 Ex ia IIC T5; when installed per Dwg. # A-62174-19  
 Tamb.= -40 °C to +85 °C (-40 °F to +185 °F),  
 Enclosure Type 4X



CENELEC/DEMKO A/S (N.B. #0539)  
 Demko A/S certified to ATEX Directive (94/9/EC)  
 II 1 G/D EEx ia IIC T5, Tamb.= -40 °C to +85 °C (-40 °F to +185 °F)  
 IP 66; when installed per Dwg. # A-62174-20  
 Certificate # DEMKO 03 ATEX 0322281

### Nonincendive Applications:



UL Listed, cUL Certified, File # E226592  
 Class I, Division 2, Groups A, B, C & D  
 Class II, Division 2, Groups F & G  
 Class III  
 Class I, Zone 2, Groups IIC  
 Enclosure Type 4X  
 Class I, Zone 2 AEx nC IIC T5; Class I, Zone 2 Ex nC IIC T5  
 Tamb.= -40 °C to +85 °C (-40 °F to +185 °F),  
 Enclosure Type 4X



CENELEC/DEMKO A/S (N.B. #0539)  
 Demko A/S certified to ATEX Directive (94/9/EC)  
 II 3 G/D EEx nL IIC T5, Tamb.= -40 °C to +85 °C (-40 °F to +185 °F)  
 IP 66  
 Certificate # DEMKO 03 ATEX 0322281 (24V models)  
 Certificate # DEMKO 03 ATEX 135585 (115V models)

### CE Pressure Equipment Directive (PED):



CENELEC/TÜV Süddeutschland Bau und Betrieb GmbH (N.B. #0036)  
 TÜV certified to PED (97/23/EC)  
 Category IV, Module H1  
 Certificate #USA 02/04/38/001 thru USA 02/07/38/033

### CE Electro-Magnetic Compatibility Directive (EMC):



UEC Compliant to EMC Directive (89/336/EEC, 92/31/EEC & 93/68/EEC)

## ONE SERIES 2-WIRE - CONFIGURATION SELECTION GUIDE: POWER AND SWITCH OPTIONS

Input Type	Input Voltage Range	Switch Output Capacity (max.)	One Series 2-Wire Model #
24 VDC PLC/DCS/PC	12-30 VDC	30 VDC @ 40 mA	2W2D00--
24 VDC Relay or Solenoid Coil	12-30 VDC	30 VDC @ 40 mA	2W2D00--
115 VAC PLC/DCS/PC	90-130 VAC	130 VAC @ 100 mA	2W3A00--
115 VAC Relay or Solenoid Coil	90-130 VAC	130 VAC @ 100 mA	2W3A00--
125 VDC PLC/DCS/PC	90-130 VDC	130 VDC @ 100 mA	2W3A00--
125 VDC Relay or Solenoid Coil	90-130 VDC	130 VDC @ 100 mA	2W3A00--



## HOW TO ORDER

**ONE SERIES 2-WIRE ELECTRONIC SWITCH** User adjustable, digital indicating, 2-Wire configuration  
 Build a part number by selecting appropriate code for each feature category. Example: **2W2D00P10-M276**

<b>2W2D00</b>	<b>P</b>	<b>10</b>	<b>M276</b>
2-Wire Electronic Switch 12-30 VDC	Sensor Type Pressure	Range Configuration 0-5 psi	Option Codes Units-mbar

MODEL	DESCRIPTION		
2W2D00	12-30 VDC discrete input powered		
2W3A00	90-130 VAC or VDC discrete input powered		
SENSOR TYPE			
P	Pressure, gage, 316L stainless steel welded diaphragm, 1/2" NPT (female)		
T	Temperature, 100 ohm RTD, 304 stainless steel sheath, 0.25" OD"		
SENSOR RANGE AND CONFIGURATION			
PRESSURE	Ranges	Maximum Over Range*	
	psi (mbar)/bar	psi	(mbar)/bar
10	0-5 (0-344,7)	7.5	(515)
11	0-15 (0-1034)	22.5	(1550)
12	0-30 (0-2068)	45	(3100)
13	0-50 (0-3447)	75	(5170)
14	0-100 (0-6895)	150	10,3
15	0-300 0-20,68	450	31
16	0-500 0-34,47	750	51
17	0-1000 0-68,95	1500	103
18	0-3000 0-206,8	4500	310
19	0-4500 0-310,3	6750	465
TEMPERATURE			
L1	Local mount sensor, 4" probe length, -50 to 450°F (-45 to 232°C)		
L2	Local mount sensor, 6" probe length, -50 to 450°F (-45 to 232°C)		
L3	Local mount sensor, 10" probe length, -50 to 450°F (-45 to 232°C)		
R1	Remote mount sensor, 6" probe length, 6' Teflon extension wire, -50 to 450°F (-45 to 232°C)		
RC	Remote mount sensor, 6" probe length, up to 30' Teflon extension wire, -50 to 450°F (-45 to 232°C)		
H1	Remote mount sensor, 2.5" probe length, 6' MI extension wire, -50 to 1000°F (-45 to 538°C)		
HC	Remote mount sensor, 2.5" probe length, up to 30' MI extension wire, -50 to 1000°F (-45 to 538°C)		
OPTION CODES			
HL1	Hazardous location certificate		
M036	Transformer isolated IS barrier (Use 62169-29 if ordered separately)		
M041	Secondary pressure barrier, pressure models only		
M201	Factory set parameters (set point, deadband, switch operating mode)		
M270	Display units, degrees C for temperature		
M276	Display units, bar or mbar		
M277	Display units, kPa or MPa		
M278	Display units, kg/cm2		
M319	Diaphragm seal		
M407	PED CE category IV compliance		
M444	Paper tag		
M446	Stainless steel tag		
M550	Oxygen cleaning service		
PF73	1/2" NPT compression fitting kit (temperature models L1-L3 only)		
SA6213-348	1/2" union connector kit (temperature models R1 & RC, H1 & HC only)		

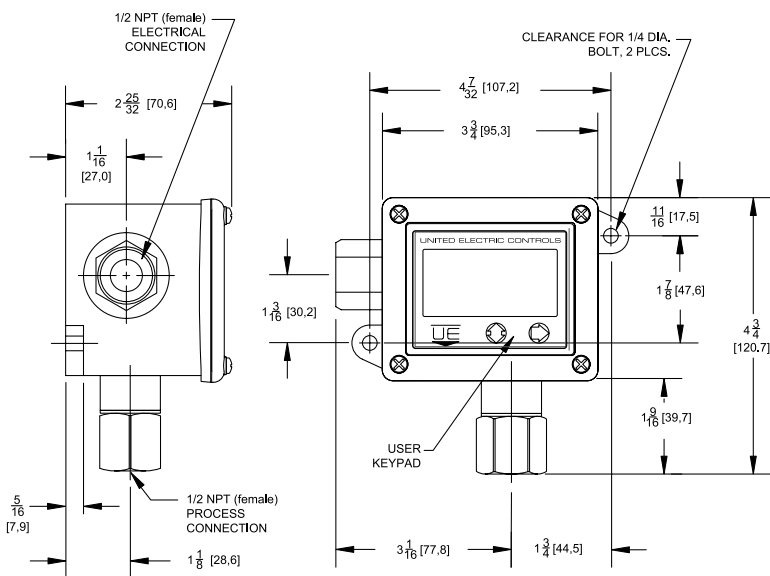
\*Maximum Over Range is the value above which the switch is automatically disabled and must be serviced.



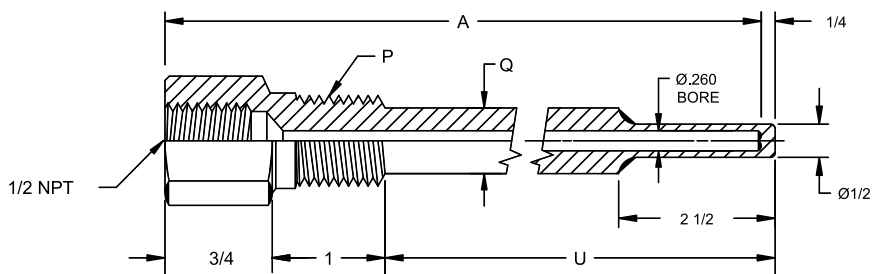
# One Series 2-Wire

## One Series 2-Wire

### DIMENSIONAL DRAWINGS



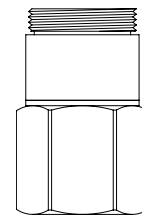
### THERMOWELLS FOR TEMPERATURE SENSORS



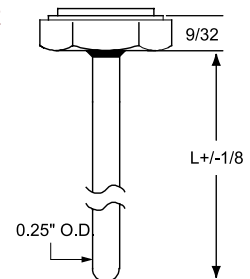
U.E. CATALOG P/N	P	A	Q	U	MATERIAL
1S260 L4-316	1/2 NPT	4	--	2 1/2	316 S/S
1S260 L5.5-316	1/2 NPT	5 1/2	Ø5/8	4	316 S/S
1S260 L6-316	1/2 NPT	6	Ø5/8	4 1/2	316 S/S
1S260 L6.5-316	1/2 NPT	6 1/2	Ø5/8	5	316 S/S
1S260 L9-316	1/2 NPT	9	Ø5/8	7 1/2	316 S/S
1S260 L9.5-316	1/2 NPT	9 1/2	Ø5/8	8	316 S/S
1S260 L12-316	1/2 NPT	12	Ø5/8	10 1/2	316 S/S
1S260 L15-316	1/2 NPT	15	Ø5/8	13 1/2	316 S/S
1S260 L18-316	1/2 NPT	18	Ø5/8	16 1/2	316 S/S
1S260 L24-316	1/2 NPT	24	Ø5/8	22 1/2	316 S/S
2S260 L4-316	3/4 NPT	4	--	2 1/2	316 S/S
2S260 L6-316	3/4 NPT	6	Ø3/4	4 1/2	316 S/S
2S260 L9-316	3/4 NPT	9	Ø3/4	7 1/2	316 S/S
2S260 L12-316	3/4 NPT	12	Ø3/4	10 1/2	316 S/S
2S260 L15-316	3/4 NPT	15	Ø3/4	13 1/2	316 S/S
2S260 L18-316	3/4 NPT	18	Ø3/4	16 1/2	316 S/S
2S260 L24-316	3/4 NPT	24	Ø3/4	22 1/2	316 S/S

### SENSOR DETAILS

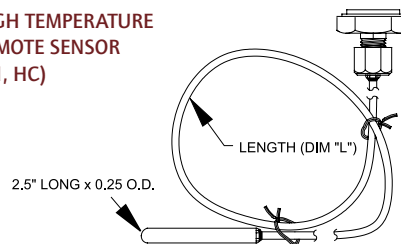
#### PRESSURE SENSOR



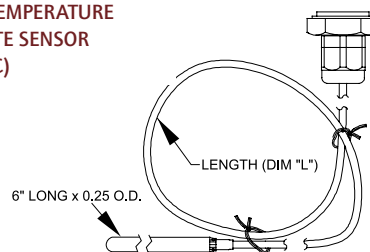
#### LOCAL TEMPERATURE SENSOR (L1, L3)



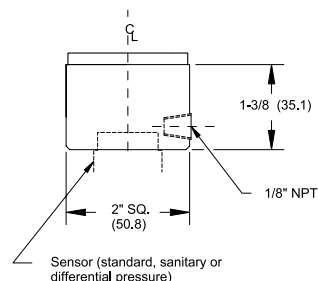
#### HIGH TEMPERATURE REMOTE SENSOR (H1, HC)



#### LOW TEMPERATURE REMOTE SENSOR (R1, RC)



#### M041 SECONDARY PRESSURE BARRIER




DISPLAY RESOLUTION		OPTIONS					
Range Units	Dec. Places	Option -M276	Dec. Places	Option -M277	Dec. Places	Option -M278	Dec. Places
0-5 psi	2	344,7 mbar	1	34.47 kPa	2	0.352 kg/cm	3
0-15 psi	2	1034 mbar	0	103.4 kPa	1	1.055 kg/cm	3
0-30 psi	2	2068 mbar	0	206.8 kPa	1	2.109 kg/cm	3
0-50 psi	1	3447 mbar	0	344.7 kPa	1	3.516 kg/cm	3
0-100 psi	1	6895 mbar	0	689.5 kPa	1	7.031 kg/cm	3
0-300 psi	1	20,68 bar	2	2068 kPa	0	21.09 kg/cm	2
0-500 psi	1	34,47 bar	2	3447 kPa	0	35.16 kg/cm	2
0-1000 psi	0	68,95 bar	2	6895 kPa	0	70.31 kg/cm	2
0-3000 psi	0	206,8 bar	1	20.68 MPa	2	210.9 kg/cm	1
0-4500 psi	0	310,3 bar	1	31.03 MPa	2	316.4 kg/cm	1

## ONE SERIES FAMILY OF PRODUCTS

The One Series has industry-wide acceptance with many of the same features of the Two-Wire counterpart: All solid-state design; IAW® health/status diagnostics; Digital Display and Keypad Programming; Adjustable Deadband from 0-100% of Range; adding these specifications and capabilities:

- Differential and gauge pressure sensors suitable for air, gases and liquids
- Temperature sensors with local or remote mounts covering -50 to 1000°F
- Sanitary pressure sensors with 1-1/2" or 2" Tri-Clamp® connections
- Optional 4-20 mA analog output for trending and control
- Power Supply options including 24 VDC, 115 VAC and 230 VAC
- Single switching up to 280 VAC @ 13 A and independent-dual switching to 1 A



## ALTERNATIVE PRODUCTS FROM UE

### 100 Series

Weather-tight, compact electromechanical pressure, differential pressure and temperature switch line with internal setpoint adjustment

### 120 Series

Wide line of electromechanical Explosion-Proof switches for pressure, differential pressure and temperature settings, carrying UL, cUL, Cenelec EE xd certifications for hazardous locations

### 460 Series

Pressure Transmitters for Hazardous Locations with welded, #316 stainless steel construction for Ranges 0 to 15,000 psi, and choice of 4-20 mA or 0-4 VDC output

### Temperature Sensors

Rugged RTD's and Thermocouples for process and energy applications, available with Nema 4X and explosion-proof heads to match heat-trace, turbine, combustion, and stack-emission applications



## RECOMMENDED PRACTICES AND WARNINGS

United Electric Controls Company recommends careful consideration of the following factors when specifying and installing UE pressure and temperature units. Before installing a unit, the Installation and Maintenance instructions provided with unit must be read and understood.

- To avoid damaging unit, proof pressure and maximum temperature limits stated in literature and on nameplates must never be exceeded, even by surges in the system. Operation of the unit up to maximum pressure or temperature is acceptable on a limited basis (e.g., start-up, testing) but continuous operation must be restricted to the designated adjustable range. Excessive cycling at maximum pressure or temperature limits could reduce sensor life.
- A back-up unit is necessary for applications where damage to a primary unit could endanger life, limb or property. A high or low limit switch is necessary for applications where a dangerous runaway condition could result.
- The adjustable range must be selected so that incorrect, inadvertent or malicious setting at any range point cannot result in an unsafe system condition.
- Install unit where shock, vibration and ambient temperature fluctuations will not damage unit or affect operation. Orient unit so that moisture does not enter the enclosure via the electrical connection. When appropriate, this entry point should be sealed to prevent moisture entry.
- Unit must not be altered or modified after shipment. Consult UE if modification is necessary.
- Monitor operation to observe warning signs of possible damage to unit, such as drift in set point or faulty display. Check unit immediately.
- Preventative maintenance and periodic testing is necessary for critical applications where damage could endanger property or personnel.
- For all applications, a factory set unit should be tested before use.
- Electrical ratings stated in literature and on nameplate must not be exceeded. Overload on a switch can cause damage, even on the first cycle. Wire unit according to local and national electrical codes, using wire size recommended in installation sheet.
- Do not mount unit in ambient temp. exceeding published limits.

## LIMITED WARRANTY

Seller warrants that the product hereby purchased is, upon delivery, free from defects in material and workmanship and that any such product which is found to be defective in such workmanship or material will be repaired or replaced by Seller (Ex-works, Factory, Watertown, Massachusetts. INCOTERMS); provided, however, that this warranty applies only to equipment found to be so defective within a period of 24 months from the date of manufacture by the Seller (36 months for the Spectra 12 and One Series products; 18 months for Temperature Sensors). Seller shall not be obligated under this warranty for alleged defects which examination discloses are due to tampering, misuse, neglect, improper storage, and in any case where products are disassembled by anyone other than authorized Seller's representatives. EXCEPT FOR THE LIMITED WARRANTY OF REPAIR AND REPLACEMENT STATED ABOVE, SELLER DISCLAIMS ALL WARRANTIES WHATSOEVER WITH RESPECT TO THE PRODUCT, INCLUDING ALL IMPLIED WARRANTIES OF MERCHANTABILITY OR FITNESS FOR ANY PARTICULAR PURPOSE.

## LIMITATION OF SELLER'S LIABILITY

Seller's liability to Buyer for any loss or claim, including liability incurred in connection with (i) breach of any warranty whatsoever, expressed or implied, (ii) a breach of contract, (iii) a negligent act or acts (or negligent failure to act) committed by Seller, or (iv) an act for which strict liability will be inputted to seller, is limited to the "limited warranty" of repair and/or replacement as so stated in our warranty of product. In no event shall the Seller be liable for any special, indirect, consequential or other damages of a like general nature, including, without limitation, loss of profits or production, or loss or expenses of any nature incurred by the buyer or any third party.

*UE specifications subject to change without notice.*

## U.S. SALES OFFICES

United Electric Controls  
32 Highland Rd.  
South Hampton, NH 03827  
Phone: 603-394-0078  
FAX: 603-394-0175

United Electric Controls  
28 N. Wise Ave.  
Freeport, IL 61032  
Phone: 815-235-3501  
FAX: 815-235-3847

United Electric Controls  
1022 Vineyard Drive  
Conyers, GA 30013  
Phone: 770-483-8400  
FAX: 770-929-8716

United Electric Controls  
5829 Grazing Court  
Mason, OH 45040  
Phone: 513-398-3175  
FAX: 513-398-3076

United Electric Controls  
27 Summit Terrace  
Sparta, NJ 07871  
Phone: 973-271-2550  
FAX: 973-729-6099

United Electric Controls  
102 Salazar Court  
Clayton, CA 94517  
Phone: 925-524-0210  
FAX: 925-524-0210

United Electric Controls  
12630 Summerwood Glen  
Houston, TX 77041  
Phone: 832-243-0119  
FAX: 832-243-0140

## CANADA OFFICES

EASTERN  
68 Mosley Crescent  
Brampton, Ontario  
Canada L6Y 5C8  
Phone: 905-455-5131  
FAX: 905-455-5131

WESTERN  
148 Silver Ridge Close N.W.  
Calgary, Alberta  
Canada T3B 3T4  
Phone: 403-247-3724  
FAX: 403-247-3724



UNITED ELECTRIC  
CONTROLS

180 Dexter Avenue, P.O. Box 9143  
Watertown, MA 02471-9143 USA  
Telephone: 617 926-1000 Fax: 617 926-4354  
<http://www.ueonline.com>

## INTERNATIONAL OFFICES

AUSTRALIA  
United Electric Controls  
(Australia) PTY Ltd  
Unit 2, 615 Warrigal Road  
Locked Bag 600  
Ashburton, Victoria  
3147, Australia  
Phone: 613-9567-0750  
FAX: 613-9567-0755

BELGIUM  
United Electric Controls-Europe  
G. Van Gervenstraat 19A  
B-9120 Beveren-Waas, Belgium  
Phone: 32-37554-383  
FAX: 32-37552-747

GERMANY  
United Electric Controls  
An Der Zentlinde 21  
D-64711 Erbach, Germany  
Phone: 496-062-7400  
FAX: 496-062-7501

MALAYSIA  
United Electric Controls, Far East  
No. 1-2-2, 2nd Floor  
Jalan 4/101C  
Cheras Business Centre  
Batu 5, Jalan Cheras  
56100 Kuala Lumpur, Malaysia  
Phone: 603-9133-4122  
FAX: 603-9133-4155

RUSSIA  
United Electric Controls, Moscow  
Kastanaevskaya str., 32-1-43  
Moscow, 121108, Russia  
Phone: +7 (095) 792-88-06  
FAX: +7 (095) 146-57-58